

# Lockdowns around the world

## Government response stringency index

These maps give an indication how stringent the government restrictions are per country. This does not necessarily reflect the number of covid-cases or covid-deaths (for instance: Australia), but it can.

Government restrictions give an indication of how difficult it is to travel within a country and to and from a country and thus give an indication how difficult it is to work in this situation. It also may give an indication of how priorities of governments may have shifted towards fighting the pandemic, which may sometimes translate into less money and resources for IWRM.

For all partnerships it has been (nearly) impossible to travel between Netherlands and the partner country.

## Beginning of 2021

All partnerships stringent restrictions, with exception of Burkina Faso (low stringency) and Ghana (medium).

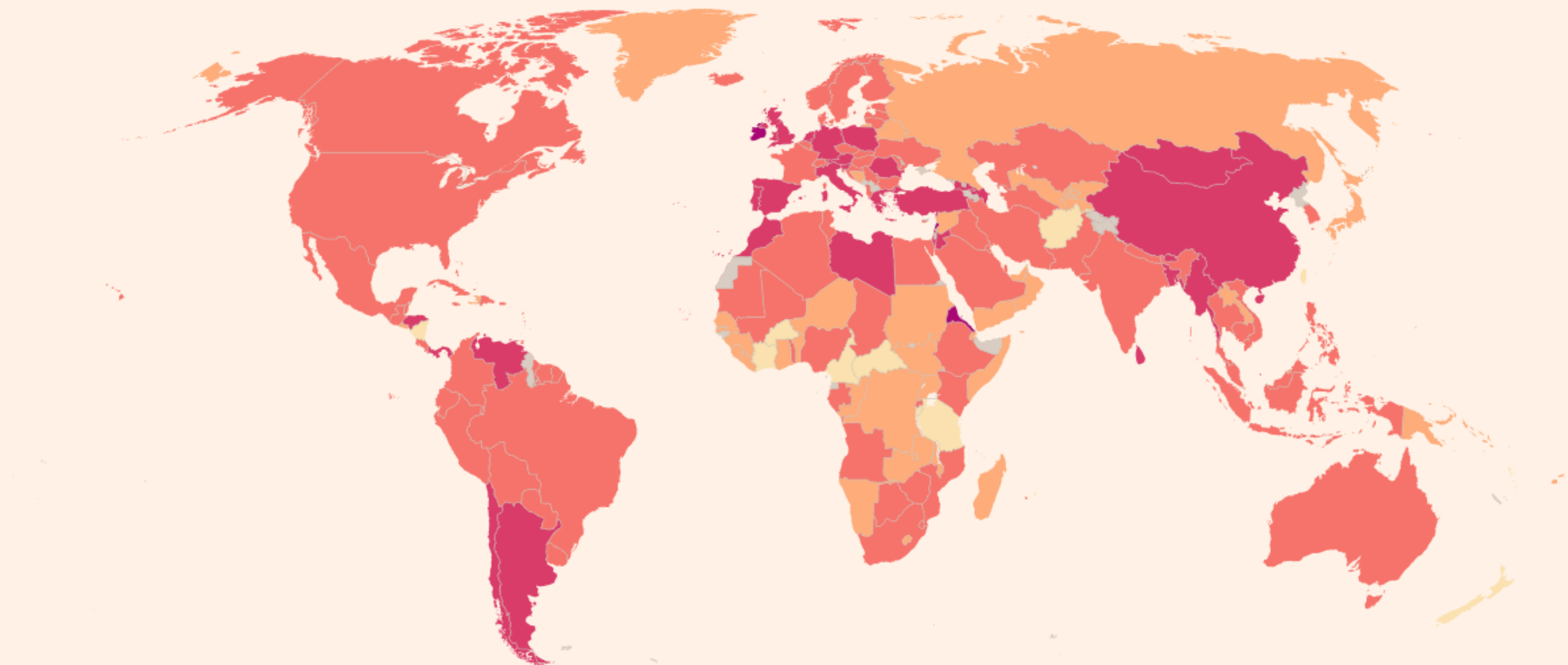
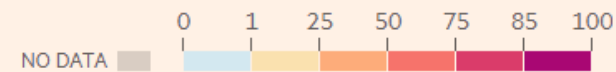
Argentina and Romania very stringent.



Jan 1 2021

## Lockdowns around the world

Oxford Covid-19 government response stringency index



Graphic: Alan Smith and David Blood

Source: Blavatnik School of Government, University of Oxford. Data as of August 11. Data for the most recent seven days may not yet reflect government response changes implemented during that period  
© FT

**March 1st 2021**

Peru and Colombia even more stringent, Argentina remains high stringency.

With exception of Kenya and Mozambique partner countries in Africa reduce stringency (Burkina Faso lowest)

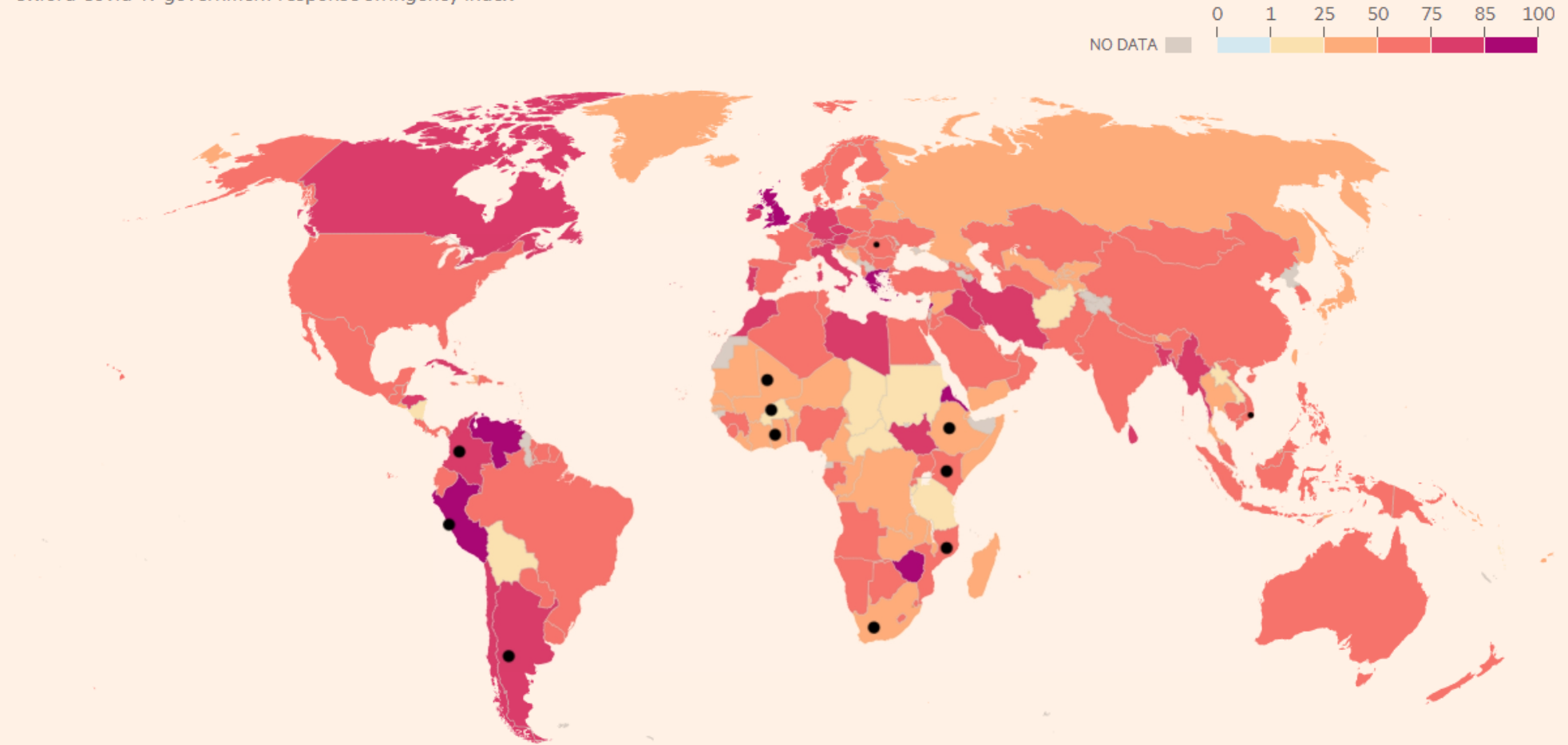
Romania improves from highest stringency to stringent, Palestinian Territories and Vietnam remain stringent.



Mar 1 2021

## Lockdowns around the world

Oxford Covid-19 government response stringency index



Graphic: Alan Smith and David Blood

Source: Blavatnik School of Government, University of Oxford. Data as of August 11. Data for the most recent seven days may not yet reflect government response changes implemented during that period

© FT

May 1st 2021

South America all very stringent.

In West Africa situation worsens;

Mozambique slight improvement.

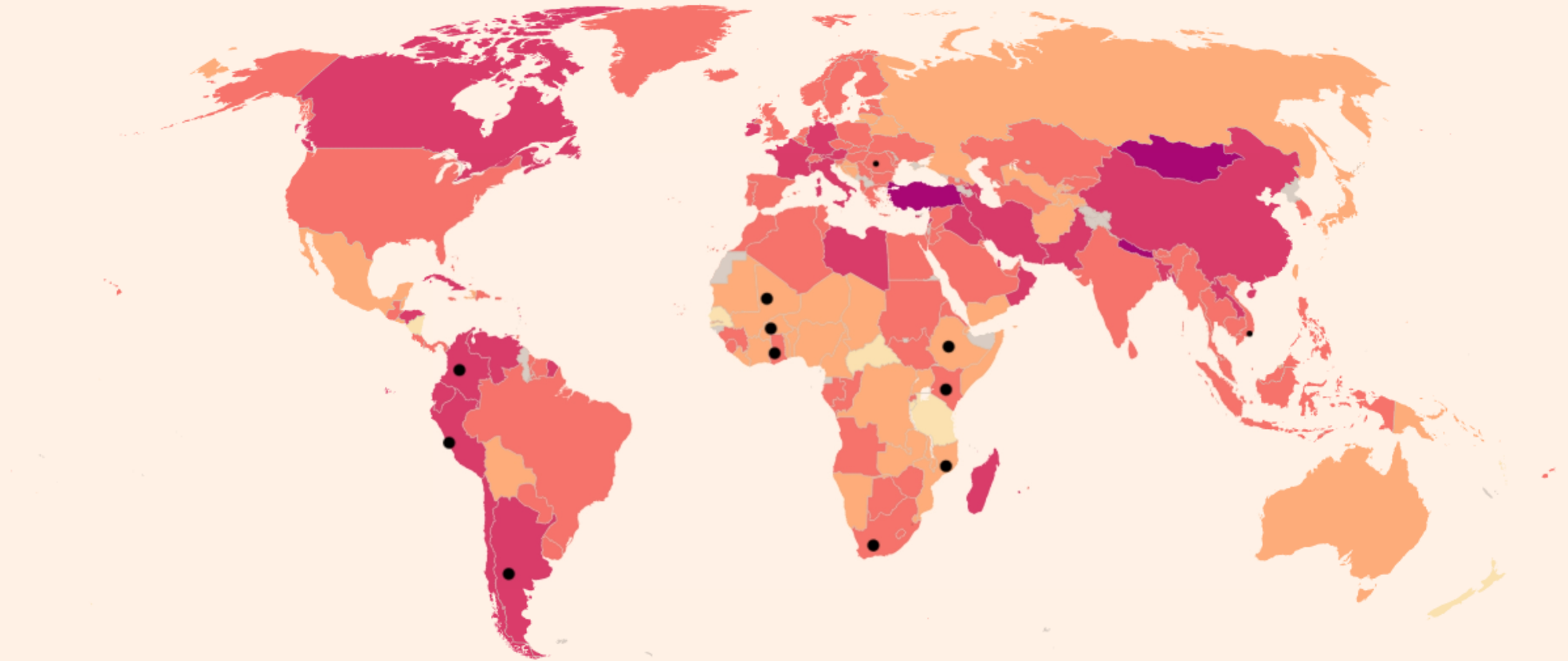
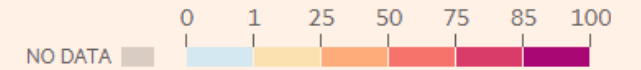
Vietnam, Palestinian Territories and Romania remain the same – stringent restrictions.



May 1 2021

## Lockdowns around the world

Oxford Covid-19 government response stringency index



Graphic: Alan Smith and David Blood

Source: Blavatnik School of Government, University of Oxford. Data as of August 11. Data for the most recent seven days may not yet reflect government response changes implemented during that period

© FT



Jul 1 2021

End 1st half year  
2021

South America  
slight improvement  
in Colombia

In West Africa  
situation improves;

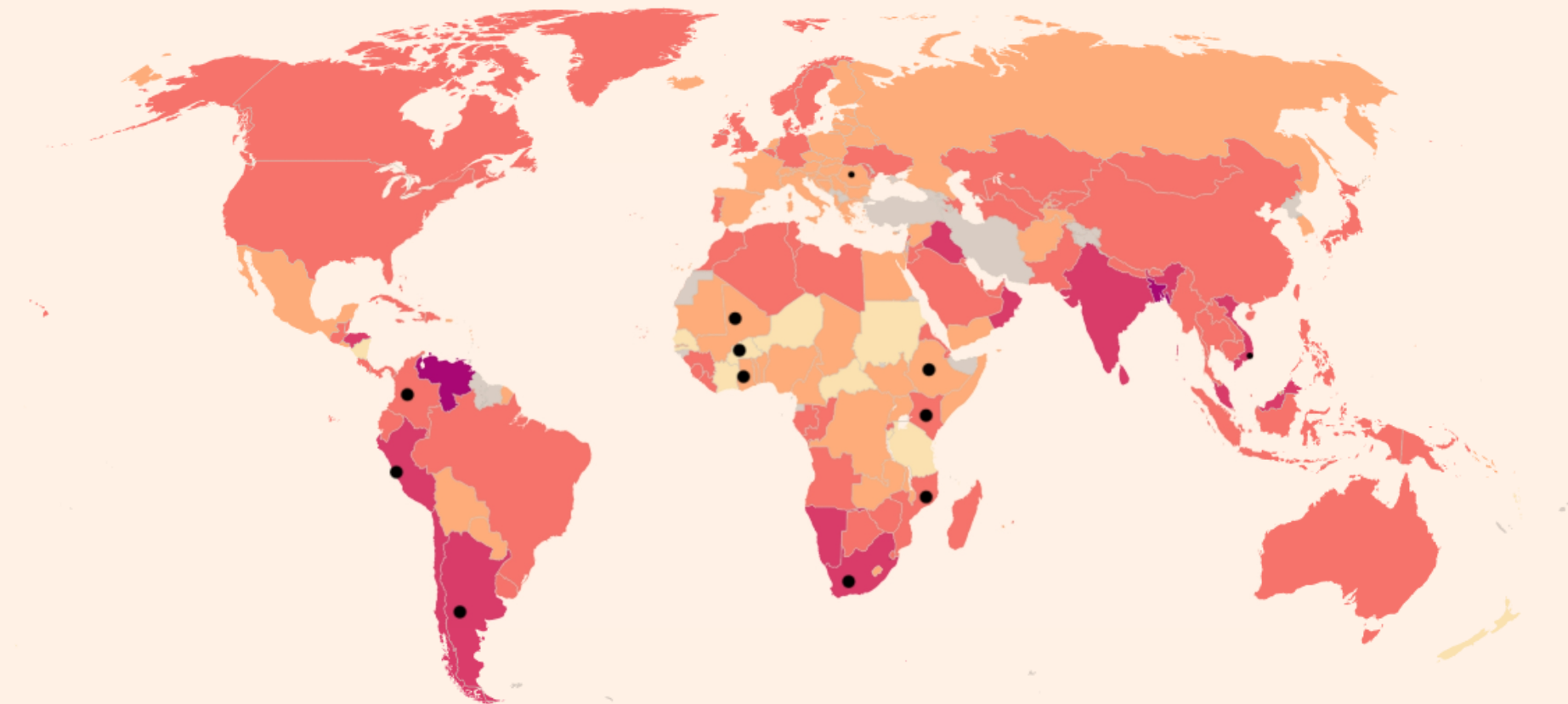
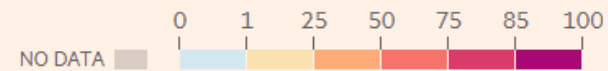
Situation worsens in  
southern Africa.

Vietnam stringency  
increases as well as  
Palestinian  
Territories.

Romania situation  
improves

## Lockdowns around the world

Oxford Covid-19 government response stringency index



Graphic: Alan Smith and David Blood

Source: Blavatnik School of Government, University of Oxford. Data as of August 11. Data for the most recent seven days may not yet reflect government response changes implemented during that period

© FT

## **Summary**

**South America:** Covid situation is critical; very stringent restrictions throughout the first half year of 2021.

**West Africa:** Covid situation relatively quite good, restrictions vary but not very stringent. Best in Burkina Faso.

**East Africa:** Covid situation less good than West Africa; medium restrictions

**Southern Africa:** Covid situation worsens from the beginning of 2021 to end of first half year

**Romania:** Almost the whole first half year stringent restrictions

**Vietnam and Palestinian Territories** Almost the whole first half year stringent restrictions at the end the situation worsens